

SVS Zeus Dynamic Opportunities

Retail Class B GBP Accumulation Shares [ISIN: GB00BQFNHK41]

This is an open-ended fund domiciled in the UK. The Fund is a sub-fund of SVS Zeus Investment Funds ICVC, a UK UCITS umbrella company.

The Authorised Corporate Director (“ACD”) of the Fund is Evelyn Partners Fund Solutions Limited trading as St Vincent St Fund Administration, part of the Evelyn Partners group.

Fund Objective & Investment Policy

- The Fund’s objective is to generate capital growth in excess of the FTSE All-Share Total Return (“TR”) Index over the long term (5 years). There is no guarantee that this objective will be achieved over any time period and capital is at risk.
- The Fund aims to achieve this by investing in at least 80% in the shares of companies listed on UK recognised exchanges, including a range of large, medium and small companies. The Fund is expected to have a concentrated portfolio, typically comprising between 25 and 50 holdings.
- The Fund may also make other investments including: non-UK shares; preference shares; bonds; warrants; collective investment schemes (10% limit); cash & other (near-cash) money-market instruments. Where necessary or desirable, the Fund may use exchange-traded derivatives & forward transactions for Efficient Portfolio Management (“EPM”) purposes, including to protect against market or currency movements, to reduce costs, or to earn additional income or capital.
- Any income earned by the Fund (for example via dividend receipts) is reinvested and thus only Accumulation share classes are available.

Investment Strategy

- The Fund is actively managed, which means that the manager has full discretion over its composition, and the Fund neither tracks, nor is constrained by, the value, price or sector participation of its benchmarks or any other aspect.
- The Investment Manager takes a dynamic approach to portfolio construction (referred to as “Core & Satellite”), whereby strategic Quality Growth selections (to be held for the long term) are combined with (nearer field) tactical Value elements.
- This is a skill-based investment strategy, with no passive proxy, leveraging Caspar’s diverse experience & considerable expertise derived over 30 years within the UK Equities arena (both buy and sell side), including extensive knowledge of the Small & Midcap (“SMID”) domain. He was previously rated AAA by Citywire and AA by S&P.
- This fund, the foundation proposition from Zeus Investment Management (“ZIM”), has been designed by Caspar and the team to capitalise upon and further optimise this historically proven (and persistently successful) investment process architecture.

Cumulative Performance (to 28 February 2023)

	Since Launch	1m	3m	6m	1yr	3yrs	5yrs
SVS Zeus Dynamic Opportunities	4.6%	4.4%	-	-	-	-	-
Target Benchmark: FTSE All-Share TR	0.6%	1.5%	4.6%	8.7%	7.3%	28.9%	29.2%
Performance Comparator: IA UK All Companies NR	0.7%	1.6%	4.8%	7.9%	3.0%	19.6%	19.4%
Sector Ranking	na	na	-	-	-	-	-
Quartile	na	na	-	-	-	-	-

Source: ZIM, Refinitiv Datastream

- **Performance Comparator:** the IA UK All Companies peer group has been selected, for performance comparison purposes only, since the parameters of this peer group (of at least 80% exposure to UK equities) are closely aligned with the policy of the Fund.
- **Target Benchmark:** the FTSE All-Share TR has been chosen, for the purposes of calculating the Performance Fee (where applicable), since it is a widely recognised index and one which correlates well with the investment universe of the Fund.

Additional share classes are available, including Performance Fee options (see table overleaf), details of which may be found within the Prospectus. Further information on the Fund, including how to buy and sell, may be found within the Prospectus and latest reports & accounts, which are in English only. Copies of these are available, free of charge, by telephoning 0141 222 1151.

For full investment objectives, policy details and risk factors, please refer to the Prospectus.



Caspar Trenchard

investors@zeusim.co.uk

Key Facts (as at 28 Feb)

The Fund	
Lead manager	Caspar Trenchard
Fund Launch date	18 January 2023
Share class Launch date	18 January 2023
Launch Offer Price	100.00p
Share Price	104.60p
Fund size	£6.41m
Number of holdings	40
Fund Structure	UK UCITS umbrella
Domicile	United Kingdom
Base currency	GBP
ISA & SiPP eligible	Yes

Benchmarks	
Target benchmark	FTSE All-Share Total Return (“TR”) Index
Performance Comparator	IA UK All Companies

Governance & Administration	
ACD	Evelyn Partners Fund Solutions
Depository	NatWest Trustee & Depository Services Limited
Custodian	RBC Investor Services Trust (UK Branch)

Charges	
Annual Management Charge (“AMC”)	0.90%
Ongoing charge figure (“OCF”)	1.29%
Initial charge	None
Minimum initial investment	£1,000

Pricing & Dealing	
Frequency	Daily
Valuation Point	12 noon (GMT)
Dealing	Daily

Share class identifiers	
SEDOL	BQFNHK4
ISIN	GB00BQFNHK41
Bloomberg	SVSZRBG LN

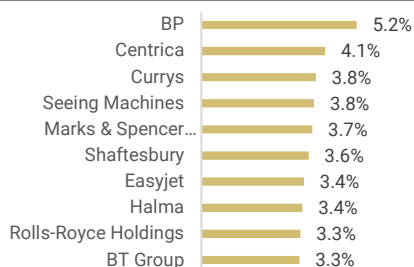
Risk and reward profile

The Synthetic Risk Reward Indicator (“SRRI”) table demonstrates where the Fund ranks in terms of its potential risk and reward. The higher the rank the greater the potential reward but also the risk of losing money.

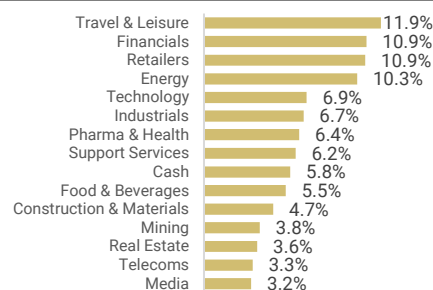
1	2	3	4	5	6	7
---	---	---	---	---	---	---

Please be aware that each fund presents its own risk profile. In particular, owing to its concentrated portfolio, this Fund may be more volatile compared to both other funds with more broadly diversified portfolios and the market in general.

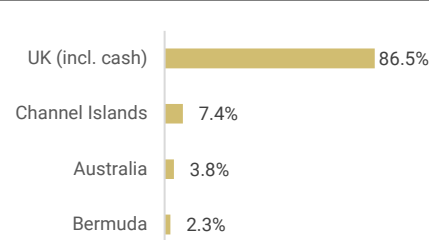
Top 10 Holdings – 37.7% of NAV



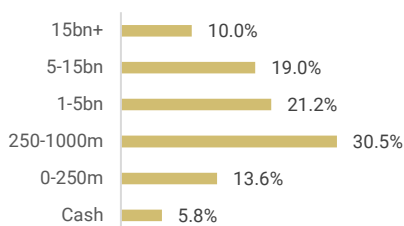
Portfolio Distribution by sector (%)



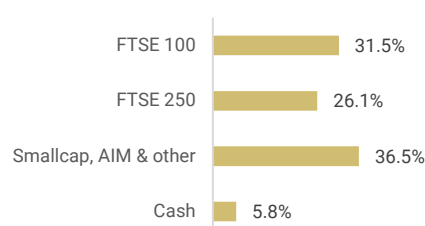
Geographic domicile



Portfolio distribution by mkt cap band (£m)*



Portfolio distribution by FTSE sub-index



ESG & Sustainability Metrics

Source: ZIM, FTSE Russell

Notes: *Mean average £8.3bn, position-weighted mean £11.3bn, median £816m (versus Target Benchmark mean average £4.2bn, median £709m)

Share Class Facts / Charges & Codes

SEDOL	ISIN	Bloomberg	Share class	AMC	Performance Fee	OCF	Lump sum	Top-up	Regular saving
BQFNH82	GB00BQFNH827	SVSZRAG LN	Retail A GBP Acc	0.75%	10%	1.40%	£1,000	£100	£100
BQFNHK4	GB00BQFNHK41	SVSZRBG LN	Retail B GBP Acc	0.90%	n/a	1.55%	£1,000	£100	£100
BQFNHL5	GB00BQFNHL57	SVSZIAG LN	Institutional A GBP Acc	0.60%	10%	1.25%	£500,000	£100,000	n/a
BQFNHM6	GB00BQFNHM64	SVSZIBG LN	Institutional B GBP Acc	0.75%	n/a	1.40%	£500,000	£100,000	n/a
BQFNHN7	GB00BQFNHN71	SVSZFAG LN	Founder A GBP Acc	0.50%	10%	1.15%	£3,000,000	£100,000	n/a

The latest share prices are available via www.trustnet.com or by telephoning 0141 222 1151.

For further information please visit www.zeusim.co.uk.

Important information

This document has been approved and issued by Zeus Investment Management Limited ("ZIM"), which is registered in England and Wales (Company no. 11454651) and whose registered office is at 82 King Street, Manchester, M2 4WQ. This document does not constitute or form part of, and should not be construed as, a solicitation to buy or sell units in the fund. ZIM is authorised & regulated by the Financial Conduct Authority. SVS Zeus Dynamic Opportunities (the 'Fund') is a sub-fund of SVS Zeus Investment Funds ICVC (the 'Company').

The Company is an investment company with variable capital and is a UCITS Scheme. It is incorporated under the Open-Ended Investment Companies Regulations 2001 ("OEIC Regulations") in England and Wales under registry number IC094763. The Company is regulated by the FCA and was authorised on 04 October 2022 (under PRN 984696). The Authorised Corporate Director is Evelyn Partners Fund Solutions Limited whose head office is at 45 Gresham Street, London, EC2V 7BG.

Past performance is not a reliable indicator of current or future results. The value of an investment and the income from it can fall as well as rise and you may not get back the amount originally invested. **This fund is intended to be a long-term investment and your capital is at risk.** Any investment objective, performance benchmark and yield information should not be considered as an assurance or guarantee of the performance of the fund or any part of it. Fund charges are deducted from income but may (where income is insufficient to cover charges) be deducted from capital, which may decrease returns.

If you invest through a third-party provider you are advised to consult them directly as charges, performance and terms and conditions may differ materially to those shown on this document. This information is directed at persons residing in the United Kingdom only.

Please note the views, opinions and forecasts expressed in this document are based on ZIM's research and analysis at the time of publication. Before entering into an investment agreement in respect of an investment referred to in this document, you should consult your own professional and/or investment adviser. Please read the KIID, Supplementary Information Document and Application Form carefully, particularly the section on Risk Factors. Attention is also drawn to the "Risk Factors" section within the Prospectus. The KIID and Fund Prospectus and other documentation related to the Scheme, are available from the ZIM website www.zeusim.co.uk.

All data is sourced from ZIM unless otherwise stated. The document is accurate at the time of writing but is subject to change without notice. Please note that due to rounding certain distribution data may not add up to 100%. Data attributed to a third party ("3rd Party Data") is believed to be reliable, but its completeness and accuracy is not guaranteed. 3rd Party Data is proprietary to that third party and/or other suppliers (the "Data Owner") and is used by ZIM under licence. 3rd Party Data: (i) may not be copied or distributed; and (ii) is not warranted to be accurate, complete or timely. None of the Data Owner, ZIM or any other person connected to, or from whom ZIM sources, 3rd Party Data is liable for any losses or liabilities arising from use of 3rd Party Data.